



AN ROINN DEPARTMENT
OIDEACHAIS OF EDUCATION
AGUS SCILEANNA AND SKILLS

Planning and Building Unit
Tullamore, Co. Offaly.

Telephone: 057 9324300 or 01 889 6400

Fax: 057 9324411

Web: www.education.ie

Room: PE Hall – 594 m² and Ancillary

PE Equipment – PE594

Equipment List and Specification.

Standards, Specifications and Conditions
<p>Schools should tender and select the PE Equipment Supplier before practical completion and hand over to allow adequate time for co-ordination between the PE supplier and the Main Contractor and/or school. Structural Drawings of the roof to be made available for tendering purposes (See Guidelines for Designers, Builders and PE Equipment Installers.)</p>
<p style="text-align: center;">All Equipment shall be Durable and Safe for School Use.</p> <p>Equipment wholly or partly funded from public funds is subject to Inspection by Officers from the Department of Education and Skills.</p>
<p>It is essential that tenders and tenderers for equipment for school use shall:</p> <ul style="list-style-type: none"> • Comply fully with the specifications and be durable and safe for school use. • Comply fully with the Standards as detailed and shall comply fully with European Standards (EN), both established and developing. • Comply with European electrical standards and CE marking as appropriate. • Fully comply with requirements in the Request for Tenders (RFT) document. • Be accompanied by documentation of sufficient detail for full evaluation. • Include the completed and signed certificate of compliance. <p><u>Award of a contract is conditional on the production of a current tax clearance certificate.</u></p> <p>Failure to comply with the above may result in the tender being deemed null and void.</p> <p><u>Important:</u> Equipment of Consumer quality (light duty home use type equipment) is Not Suitable for School Use.</p>
<p><u>Note:</u> For Outdoor Equipment see: List PEO</p>

Table of Contents

Introduction

Schedule of Accommodation for PE Hall – 594 m²

Guidelines for Designers, Builders & PE Equipment Installers

List of Equipment with Descriptions & Specifications

Information & Communication Technology (ICT)

Playing Courts for PE Hall – 594 m²

Introduction

❖ Aims of Physical Education

- To contribute to the physical well-being of the pupil through a programme aimed at the development of a level of fitness.
- To develop appropriate motor skills enabling the pupil to participate in everyday life situations and in recreational, sporting and creative activities.
- To provide opportunities to acquire knowledge in relation to the following.
 - Games and Athletics.
 - Gymnastics.
 - Dance.
 - Aquatics.
 - Health & Fitness.
- The application of skills in the full game situation will require an area and a surface as recommended by the Governing Bodies of the relevant sport.
- Skills development can take place in the PE hall, Hard Play Area or Grass.
- A well structured games programme will take account of the games which are indigenous to the area and should also include a variety of opportunity as outlined in the “Rules & Programme for Secondary Schools”
- **To assist School Authorities on the games that can be selected, Data on Court sizes and appropriate safety Zones are detailed later in the Section “Summary of Playing Court Sizes”.**

Schedule of Accommodation for PE Hall – 594 m²

School : _____ Roll No: _____

Principal : _____ Email: _____ ☎: _____

Total Floor Area (Area Limit) : **964** m² ||

Original: _____ Date of Issue: _____ Date of Acceptance: _____

Rev. No. : _____ Date of Issue: _____ Date of Acceptance: _____

	PE Facility.	Total area of PE Facility = 964 m²	
1	PE Hall (Court Size: 28x15 m). Hall Dimensions: 33x18 m Minimum clear height = 7 m Allows 2.5 m along each end line and 1.5 m along each sideline of court.		594
	PE Ancillary	Total Area of Ancillary = 370 m²	
1	Changing 2x32 m ² ; showers 2x6 m ² ; toilets off changing rooms 2x2 m ² ; toilets including provision for disabled with sanitary suite and shower 9 m ² (2x2 m ² + 5 m ²); equipment storage 20 m ² .		109
	Control Centre (includes instructor's facility).	Dimensions: 3x3 m	9
	General Storage.	Dimensions: 6x3 m	18
	Circulation (including, foyer, stairs and future lift) + Internal Division.		98
	Fitness Suite + Store + toilet (120 m ² + 10 m ² + 6 m ²)		136
	Boiler Plant Room & Switch Room (Stand Alone Hall only) (10 m ² + 2 m ²)		0
	Total Floor Area (Area Limit): m²		964

Guidelines for Designers, Builders and PE Equipment Installers

It is essential that the hall is designed, constructed and equipped in a safe, suitably controlled temperature, humidity and ventilated environment.

- All surfaces shall be free of projections and sharp edges.
- All switches and other fittings shall be flush mounted.
- Walls shall be free of all pipework and conduit.
- Walls shall be constructed to support the loads as specified hereunder.
- Ceiling structures shall be capable of supporting the loads specified for the equipment.
- Doors and jambs shall be brought flush with adjacent walls by fitting panels or padding.

Structural drawings of roof to be made available to PE Equipment Supplier.

Co-ordination between PE Equipment Supplier and Main Contractor is essential. This is to ensure that nothing is fitted to the walls or ceiling such as light fittings, radiant panels, conduit or heating steel tubes which would render the installation of ceiling mounted basketball goals impossible without costly adjustments. Where a false ceiling is being fitted, the above comment is even more relevant.

The weight of the Ceiling Basketball Goal as specified will be from 250 kg to a maximum of 300 kg depending on the height of ceiling and the span of main roof supporting members. This weight to be spread over 2 such members.

If the position of the basketball court, in relation to the roof supporting members, is such that the additional steelwork spans 3 main roof supporting members, then the total weight will be increased by 75 kg up to a maximum of 375 kg.

Note: If wall mounted basketball goals are to be installed, then the wall must be of suitable strength to support a load of 200 kg on a cantilever arm of 4 m extension from the wall at a height of 4 metres. The goals should be **sideways-folding** for safety reasons.

Artificial Climbing Walls: The normal design criteria for PE hall walls do not provide for significant horizontal loads. If a school wishes to install an artificial climbing wall then suitable design adjustments must be made to accommodate these loads.

No saddle is to be provided between PE Hall and the equipment store.

Divisional Net: This item is usually positioned at the centre of the hall under a main roof beam which should be free of all conduits and light fittings and radiant panels.

Electrical Services Required (Electrical Contractor)

Basketball

Motorised Ceiling Basketball goals at each end. The control key switches for these units will be in the Store Room or the Instructor's Office and therefore all necessary wiring to be fitted to allow the units to be operated safely. Provide 2 no. 65 x 65 x 50 mm boxes and associated key operated switches for connection to the motors provided by the PE Equipment Supplier. The switch boxes should be positioned so that it is possible to observe the operation of both basketball units from the switching position.

Provide a four core plus earth cable from the above boxes to roof level for both ceiling mounted units. Each motor for the units has a rating typically not exceeding 500 W. The PE Supplier to supply a circuit diagram.

Scoreboards

A dedicated 13 amp single phase 220 V, 50 Hz supply for the main scoreboard and shot clocks. A circuit diagram to be supplied by the PE Equipment Supplier. A further 4 core cable to be supplied and fitted from the Scoreboard to both shot clocks at 6 m from ground floor level or as equal approved.

It is the responsibility of the Main Contractor to arrange for the supply and the wiring as required by the PE Equipment Supplier.

Final connections from spur outlets to scoreboard and shot clocks, together with the commissioning of the controllers and the connections to both basketball motors will be carried out by the PE Equipment Supplier.

Guidelines for Designers, Builders and PE Equipment Installers
Continued from previous page

Lighting Fittings: Should be positioned as not to interfere with the operation of the basketball units and in particular to allow the units to fold flat in the UP position.

Radiant Panels: As above.

Fitting of Ground anchors

All Timber Floors.

Where timber floors are laid without careful control of temperature and humidity, the anchors should not be fitted for many weeks or longer after the floor is laid. Periodic measurements should be taken which monitors movement and anchors should only be fitted after all movements have ceased.

Anchors, which are finished flush with the finished floor level, should only be used when the timber floor is considered stable.

In all other cases, the anchors should be finished below the level of the timber strip and a suitable cover (minimum of 5 mm thick) be used to conceal the anchor.

Other Floors

Anchors in solid concrete floors with an 8 mm to 20 mm thick floor covering should be fitted, where possible, before the final floor covering is laid in order to avoid drilling the slab afterwards and destroying the adhesive bond in the vicinity of the drilled hole.

5-a-Side Football Goals

Anchor points in the floor or at each gable end at a low level are required for these goals.

Competition Volleyball Posts: require, at a minimum, floor anchor points which will be approximately 150 mm to 200 mm deep for the basic anchor. This work can be completed after the main contractor is finished but the preliminary works in the sub floor should be formed before the floor covering is laid and especially if the DPC or radon barrier is to be broken. Details of the anchor being used to be supplied by the PE Contractor

Indoor Line Marking.

For proper co-ordination of court marking and installation of equipment, the same Supplier should be selected for both to avoid any misunderstandings

The court markings should be complete prior to the final sealing coats (where relevant) are applied to the floor. Where the floor is pre-sealed, the lines will be laid without further sealing. School Authorities should tender and select a PE Equipment Supplier in sufficient time for this to be achieved.

It will be necessary for the PE Equipment Supplier to liaise with both the Design Team and the Main Contractor to ensure that the court markings are complete at the correct time.

All Floors. Compatibility test between floor and line marking paint required before work commences.

Equipment for PE Hall –594 m ² and Ancillary		
Code Quantity	PE Hall Descriptions & Specifications	Cost €:
	<p>All costs to include supply, delivery, installation and commissioning of the equipment.</p> <p align="center"><u>Standards and Specifications:</u></p> <p>It is essential that tenders for equipment for School Use shall:</p> <ul style="list-style-type: none"> i) Comply fully with the specifications and be durable and safe for School Use. ii) Comply fully with the standards as detailed and shall comply fully with European (EN) standards, both established and developing. iii) Comply with European electrical standards and CE marking as appropriate. iv) Be durable heavy-duty construction for commercial use. v) Be accompanied by detailed documentation for full evaluation. vi) Include the completed and signed certificate of compliance. <p>Failure to comply with the above may result in the tender being deemed null and void.</p> <p>Important: Equipment of Consumer quality (light duty home use type Equipment) is NOT SUITABLE for School Use.</p>	
PE594/10A 20	<p>Horizontal Storage type Flame Retardant Gymnastic Mat.</p> <p>I.S. EN 12503-1: 2001 with particular reference to regulations concerning a) classification & intended use, and b) flame retardancy and c) determination of base friction, top friction and static stiffness</p> <p>1830 mm x 1220 mm x 25 mm with 4.5 kg (10 lbs) density reconstituted chip foam. Bonded cover. Anti-slip base. Horizontal storage recommended.</p>	
OR	OR	
PE594/10B 20	<p>Lightweight Flame Retardant Gymnastic Mats.</p> <p>1830 mm x 1220 mm x 32 mm to comply with standard, specification & flame retardancy as above. Anti-slip base. Designed for vertical storage.</p> <p>Manufacturer: _____ Catalogue No: _____</p>	

PE594/11A 1	Mat Trolley. For Horizontal Storage type Flame Retardant Gymnastic Mat. Flat bed type. Suitable for transporting 20 gymnastic mats (PE594/10A). Six Non-marking 100 mm x 25 mm ball rack mounted swivel castors. Tubular steel construction with pulling handle. Framework finished with epoxy powder coated paint.	
	OR	
PE594/11B 2	Vertical Mat Trolley. For Lightweight Flame Retardant Gymnastic Mat. Tubular steel construction c/w side frames and pulling handle. Accepts 10 lightweight mats (PE594/10B). Four Non-marking 100 mm x 25 mm ball rack mounted swivel castors. Brakes on castors on 2 diagonally opposite corners. Framework finished with epoxy powder coated paint.	
	Manufacturer: _____ Catalogue No: _____	
PE594/12 2	Flame Retardant Landing Module. Standard I.S. EN 12503-2: 2001 2000 x 3000 x 300 mm PVC covering expanded foam and to comply with EN 12503.	
	Manufacturer: _____ Catalogue No: _____	
PE594/13 1	Reuther Springboard. To comply with I.S. EN 913: 2008 , and have carpeted take off area and anti-slip base.	
	Manufacturer: _____ Catalogue No: _____	
PE594/14 10	Wooden Balance Bench. Wooden 3 m, to comply with requirements of I.S. EN 913 . Hooks at one end.	
	Manufacturer: _____ Catalogue No: _____	
PE594/15 1	Vaulting Box Type B with Wheeling Device. Type B , 5 sections, top quality leather cover, with lifting and wheeling device. To Comply with I.S. EN 916: 2003 in all respects.	
	Manufacturer: _____ Catalogue No: _____	
PE594/16 1	Trampette with Coverall Pads. To comply with I.S. EN 13219: 2008. Heavy-duty frame and leg construction with rubber feet. Bouncing surface 600 mm x 600 mm, overall size 1120 mm x 1120 mm. Epoxy powder coated frame with adjustable tilt. With coverall frame pads..	
	Manufacturer: _____ Catalogue No: _____	
PE594/17 1	High Jump Stand & 2 Circular Laths. Stand: Lightweight alloy uprights, fractional adjustment slider, metric scale. Adjustment to 2300 mm. Laths: High Jump, 4 m fibreglass, circular shape.	
	Manufacturer: _____ Catalogue No: _____	
PE594/18 4	Table Tennis Tables Regulation size. Top of 22 mm High density chipboard. Additional hardwood edge frame 50 mm x 22 mm. To comply with I.S. EN 14468-1: 2005 and I.S. EN 14468-2: 2005 Type B School and Club Sports. Folding and wheel away design.	
	Manufacturer: _____ Catalogue No: _____	

PE Hall

Descriptions & Specifications

All costs to include supply, delivery, installation and commissioning of the equipment.

The installation of the equipment shall either occur a) during construction or b) subsequent to the completion of the PE Hall by the Main Contractor and of the Hand Over to the School Management Authority.

Ceiling Mounted Basketball Unit

**Electrically Operated with Brake Cable Safety Device. To European Standard EN 1270
Electric motor complete with Enclosed Limit Switches at both extremities of travel.**

Structural steelwork in roof (provided by PE Equipment Supplier)

Usually 80 mm x 40 mm box section or equal approved but if span is greater than 5m a composite beam made from 2 No. 40 mm x 40 mm rails separated by 200 mm to 300 mm is required for adequate rigidity (or equal approved by the design team). When the structure is in the playing positions, the horizontal and vertical movements shall be in accordance with the FIBA regulations.. Hanging steel frames made from 40 mm x 40 mm x 2 mm box section, a single arm 100mm round tube, telescopic tubing or equal approved. If the drop length is greater than 4 m, a composite beam is required as above. The requirement to comply with **I.S. EN 1270** will determine the design criteria and in particular in relation to the horizontal and vertical movement of the frame when subjected to the playing loads.

This steelwork can be installed after the handing over of the building to the client as long as access to the roof girders is not made impossible by gable walls or false ceilings or other structure or fitting. In particular, *the positioning of radiant panels must be carefully selected to suit the Basketball Goal design.*

This work should be co-ordinated between the Design Team, the Main Contractor and PE Equipment Supplier.

The PE Supplier should consult the roof drawings before submitting tenders.

Backboard: 1800 mm x 1050 mm made from 12 mm Perspex.

Must include a backing frame to transfer the load from the ring back through the board to prevent the Perspex cracking.

Must include a spring loaded ring, breakaway load at 105 kg **I.S. EN 1270** Standard, which allows the ring to deflect approximately 30 degrees and return to normal when the load is removed.

Safety padding, screw on type, to be fitted to the base of the board and up the sides by 300 mm.

Brake Cable Safety Device.

This safety device is approved for the ceiling suspended goal and imposed by the Standard – **I.S. EN 360**. Cable Model for high ceilings.

Automatic cable winding and unwinding. Braking at 200 mm to protect against impact in the event of goal cable system falling. Fastening by safety snap hook.

Electrical Services Required (provided by others):

Basketball

Motorised Ceiling Basketball goals at each end. The control Key Switches for these units will be in the Store room or the Instructors office and therefore all necessary wiring to be fitted to allow the units to be operated safely Provide 2 off 65 x 65 x 50 mm boxes and associated key operated switches, for connection to the motors provided by the PE equipment Supplier. The switch boxes should be positioned so that it is possible to observe the operation of both basketball units from the switching position.

Provide a four core plus earth cable from the above boxes to roof level for both ceiling mounted units. Each motor for the units has a rating typically not exceeding 250 W. The PE Equipment Supplier to supply a circuit diagram.

Scoreboards

A dedicated 13 amp single phase 220 V, 50 Hz supply for the main scoreboard and shot clocks. A circuit diagram to be supplied by the PE Equipment Supplier. A further 4 core cable to be supplied and fitted from the Scoreboard to both shot clocks at 6m from ground floor level.

It is the responsibility of the Main Contractor to arrange the supply the first fixings as required by PE Equipment Supplier

Final connections from spur outlets to scoreboard and shot clocks, together with the commissioning of the controllers and the connections to both basketball motors will be carried out by the PE Equipment Supplier.

Lighting fittings: Should be positioned as not to interfere with the operation of the basketball units and in particular to allow the units to fold flat in the UP position.

Radiant Panels: As above.

N.B. Adequate inspection of the drawings and site visits is assumed. Price to include all necessary structural steelwork in the roof.

Code Quantity	PE Hall Descriptions and Specifications	Cost €:
PE594/30 2	<p>Ceiling Mounted Basketball Unit – Electrically Operated with Brake Cable Safety Device. To Standard I.S. EN 1270. To comply fully with the Standards and Specifications above, in particular in relation to Rigidity while in use.</p> <p>Note 1: It is imperative that the structural steelwork is in place prior to the fitting of a false ceiling or other structure preventing the access to the roof structures.</p> <p>Note 2: The PE Equipment Supplier must ensure that adequate inspection of the drawings and of the site is carried out and that the price quoted is inclusive of any additional structural steel that may be required.</p>	
	<p>Manufacturer:</p>	<p>Catalogue No:</p>

PE Hall
Descriptions & Specifications

Electronic Scoreboard and 2 no. Shot-clocks

0 - 20 minute variation game clock. 60 second time out clock. Time out indicators. Team foul indicators.

2 No. 24 second shot clocks, one at each end. Home and away scores from 0 to 199. 115 dB buzzer. Buzzer to sound automatically at the end of the timed period.

Manual buzzer for time outs/subs. Bright red display, 125 mm high, seven segments format. Wall mounted. Main scoreboard mounted at one end at 6 m from ground or opposite viewing balcony if such exists. Shot clocks to be wall mounted at each end 6 m from ground in accordance with IBBA recommendations. Viewing distance to be 50 m. Scoreboard and shot clocks to be operated by remote control console.

Console to following specification: FM modulation or infrared method of communication in accordance with current licensing regulations.

Electrical Services Required (to be provided by the Main Contractor)

A dedicated 13 amp single phase 220 V, 50 Hz supply for the main scoreboard and shot clocks. A circuit diagram to be supplied by the PE Equipment Supplier. A further 4 core cable to be supplied and fitted from the Scoreboard to both shot clocks at 6 m from ground floor level.

A further supply in the form of a standard socket to be provided at the mid point of the hall for the control console for the use of the scorer.

Final connections from spur outlets to scoreboard and shot clocks to be carried out by the PE Equipment Supplier.

Code Quantity	PE Hall Descriptions & Specifications	Cost €:
PE594/31 1	<p>Electronic scoreboard & 2 shot clocks. To comply fully with the standards and specifications above.</p> <p>Manufacturer: _____ Catalogue No: _____</p>	
PE594/ 32 2 Pairs	<p>Wall Mounted Practice Basketball Unit. Standard: IBBA and I.S. EN 1270: 2005</p> <p>Set 1200 mm x 900 mm x 19 mm Plywood Backboards to specification complete with solid steel rings and nets, mounted on 600 mm extension brackets. Units to comply with IBBA and I.S. EN 1270:2005 Standard. Markings on the board shall be as for the main basketball board in relation to the size of the inner rectangle, the width of the lines and the distance from this inner rectangle to the bottom of the board. Sideways folding as standard.</p> <p>Manufacturer: _____ Catalogue No: _____</p>	

PE Hall		
Descriptions & Specifications		
<u>Fitting of Ground anchors</u>		
<p>Fitting of ground anchors shall be carried out in conjunction with the Flooring Contractor using the following guidelines:-</p> <p>Where timber floors are laid without careful control of temperature and humidity, then the anchors should not be fitted for many weeks or longer after the floor is laid. Periodic measurements should be taken to monitor movement and anchors should only be fitted after all movements have ceased.</p> <p>Anchors, which are finished flush with the finished floor level, should only be used when the timber floor is considered stable.</p> <p>In all other cases, the anchors should be finished below the level of the timber strip and a suitable cover (minimum of 5 mm thick) be used to conceal the anchor.</p> <p>Anchors in solid concrete floors should be fitted, where possible, before the final floor covering is laid in order to avoid drilling the slab afterwards and destroying the adhesive bond in the vicinity of the drilled hole.</p>		
Code Quantity	PE Hall Descriptions & Specifications	Cost €:
PE594/33 1 set	<p>Club/School Volleyball Posts. System to comply with I.S. EN 1271:2004. Type 2, Class C. Extruded section Aluminium posts with slide system to suit all regulation heights; 2.10 m, 2.24 m, 2.35 m and 2.43 m. Posts fit into T-bases with castors for easy transport. System anchored to ground using 12 mm J-bolt with steel hand knob for tightening into ground anchor or in accordance with manufacturers' instructions (or equal approved by the Department of Education and Skills). Anchor 60 mm o.d. 160 mm deep into slab (or equal approved by the Department of Education and Skills) and manufactured from stainless steel and with integral dust cover. Net: 9.75 m x 915 mm with Steel headline and bound at top.</p> <p>Manufacturer: _____ Catalogue No: _____</p>	
PE594/35 1 set	<p>Netball Posts & Net. 50 mm tubular uprights, tapering heavyweight bases designed so that base is out of court area. Rings to adjust to 2.44 m, 2.74 m and 3.05 m. height. Wheel away bases. Foam filled PVC padding with quick fasten/unfasten device. Polythene nets.</p> <p>Manufacturer: _____ Catalogue No: _____</p>	

Code Quantity	PE Hall Descriptions & Specifications	Cost €:
PE594/36 4 sets	<p>Badminton Posts & Nets. To comply with I.S. EN 1509 Type 3: 2003 Posts: Portable with integral counterbalance weights, tubular steel 50 mm uprights, wheel away base. To include the supply of wall brackets for storage. To Club standard as defined by the Badminton Association of England. Net: 6.1 m long x 760 mm depth, 19 mm mesh cotton headband.</p> <p>Manufacturer: _____ Catalogue No: _____</p>	
PE594/37 1 set	<p>5-a-side Football Goals & Nets. For Indoor Use Only. Portable. 3.66 m wide x 1.2 m high x 1.22 m deep. Folding flat complete with nets. Goals are mild steel 50 mm O.D. 2.0 mm wall, epoxy powder coated white finish. To include the supply of wall storage brackets. Wall Anchors at ground floor level to be fitted to ensure goals cannot fall over during use To be supplied if requested by the school authorities. EITHER Football or Hockey Goals</p> <p>Manufacturer: _____ Catalogue No: _____</p>	0.00
PE594/38 1 set	<p>Hockey Goals & Nets. For Indoor Use Only. 3 m x 2 m x 1 m. The crossbars and uprights are made from 50 mm square steel and are supplied with synthetic net hooks. Complete with 45 mm square mesh x 3 mm gauge nets. Net Supports and rubber tyre non-marking wheels, which automatically retract when back frames are folded. Complete with non-marking floor pads and moisture resistant backboards, 457 mm x 18 mm painted green for match use. To comply with I.S. EN 750. To be supplied if requested by the school authorities. EITHER Hockey or Football Goals</p> <p>Manufacturer: _____ Catalogue No: _____</p>	0.00
PE594/39 1 set	<p>Divisional Net c/w Hanging Bag. Net: Width and height (determined by size of hall) , lower section 2 m green canvas, remainder in 22 mm K-K green mesh nylon netting. All best quality knotless nylon, corded top and both sides with 50 mm protective canvas, band at bottom with wall bag. Lanyards, for ease of adjustment. To be fitted at appropriate centres across the full width of Hall. . Flame retardant canvas and netting. Note: Larger mesh size is not suitable as it will allow the penetration of shuttles etc. to adjacent courts. Trackway: To comply with BS 1892-2.11: 1989 Extruded aluminium section. Length determined by size of hall. Complete with levelling hangers, trolleys, net clips and fixings. Trackway to be rigidly fixed in such a way that no vertical or horizontal movement is possible. Note: Normally the net is suspended underneath a central main roof structural steel member which is accessible and not obstructed by light fittings and radiant panels. Roof drawings should be made available to PE Supplier to confirm that this is so.</p> <p>Manufacturer: _____ Catalogue No: _____</p>	

PE Hall. Descriptions & Specifications		
<u>Indoor Line Marking</u>		
<p>For proper co-ordination of court marking and equipment it is desirable that the same supplier be chosen for both to avoid any misunderstandings. The court markings should be complete prior to the final sealing coats (where appropriate) are applied to the floor. School Management Authorities should tender and select a PE Equipment Supplier in sufficient time for this to be achieved. It will be necessary that the PE Equipment Supplier liaises with the Design Team and the Main Contractor to ensure that the court markings are complete at the correct time.</p> <p>All Floors: Compatibility test between floor and line marking paint required before work commences.</p>		
Code Quantity	PE Hall Descriptions & Specifications	Cost €:
PE594/50 7 no.	Painting of lines to manufacturers instructions using paint which is compatible with the sports floor surface. Seven courts required as follows:- 1 Main Basketball 4 Badminton 1 Volleyball 1 5Aside Total of 7 Courts Manufacturer: _____ Catalogue No: _____	
Total :		€
Add for VAT :		€
Total Amount for PE594 List:		€

Standards, Specifications and Conditions

Schools should tender and select the PE Equipment Supplier before practical completion and hand over to allow adequate time for co-ordination between them and the Design Team and with Main Contractor.

All Equipment shall be Durable and Safe for School Use.
Equipment wholly or partly funded from public funds is subject to Inspection by Officers from the Department of Education and Skills.

It is essential that tenders and tenderers for equipment for school use shall:

- Comply fully with the specifications and be durable and safe for school use.
- Comply fully with the standards as detailed and shall comply fully with European Standards (EN), both established and developing.
- Comply with European electrical standards and CE marking as appropriate.
- Fully comply with requirements in the Request for Tenders (RFT) document.
- Be accompanied by documentation of sufficient detail for full evaluation.
- Include the completed and signed certificate of compliance.

Award of a contract is conditional on the production of a current tax clearance certificate.

Failure to comply with the above may result in the tender being deemed null and void.

Important: Equipment of Consumer quality (light duty home use type equipment) is Not Suitable for School Use.

Note: For Outdoor Equipment see: List PEO

Certificate of Compliance with Standards, Specifications & Conditions

I/We certify that the equipment tendered complies in all respects with the Standards, Specifications and other requirements/conditions specified in this tender document.
I/We hold a current tax clearance certificate.

Company: _____

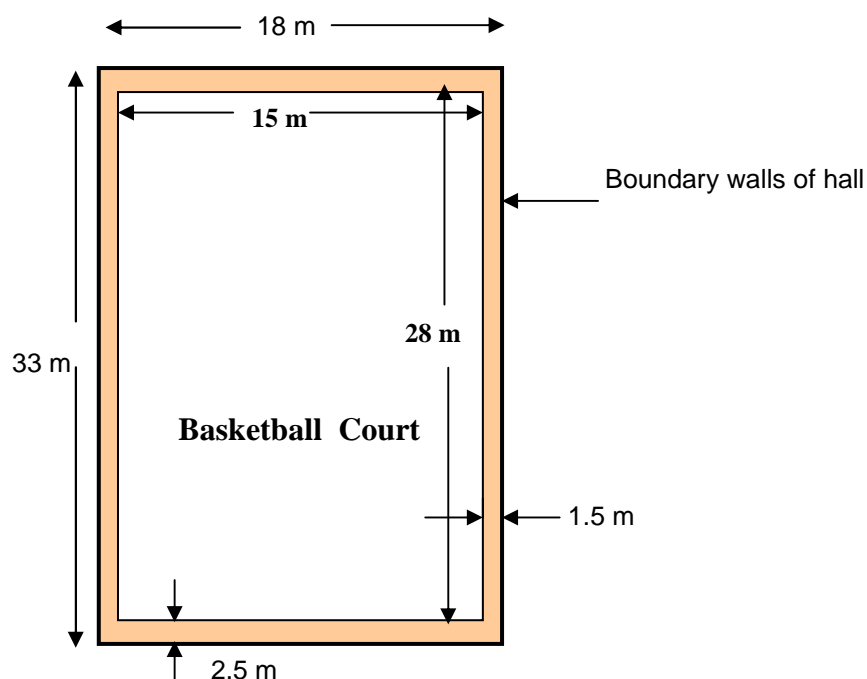
Signed: _____ Date: _____

Position: _____

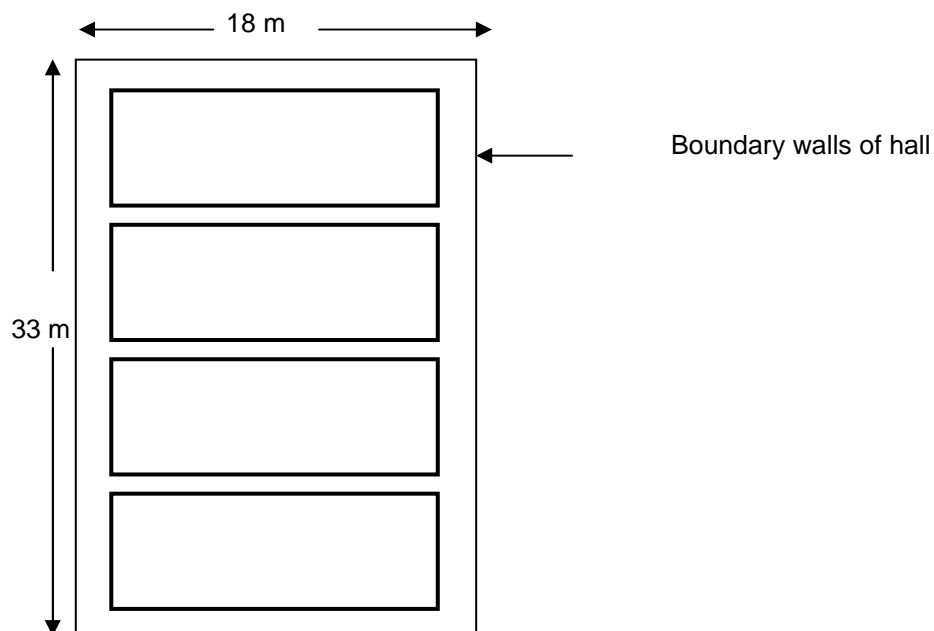
Playing Courts for PE Hall – 594 m²

❖ Basketball Courts

- Court Size: 28 m x 15 m.
- Hall Size: 33 m x 18 m.
- Distance between each end line and end wall: 2.5 m
- Distance between each sideline and side wall: 1.5 m
- The height of the ceiling or the lowest obstruction shall be at least 7.00 m.
- The playing floor shall be of sprung maple.
- The playing surface shall be uniformly and adequately lighted.
- The light units shall be placed where they will not hinder the players' vision.
- The level of lighting shall not be less than 500 lux measured 1.5 m above the playing court.
- The basketball goals shall be ceiling mounted and electrically operated.
- The backboards shall be made of suitable transparent material.
- Two scoreboards shall be provided, one on each end wall.



❖ Badminton Courts



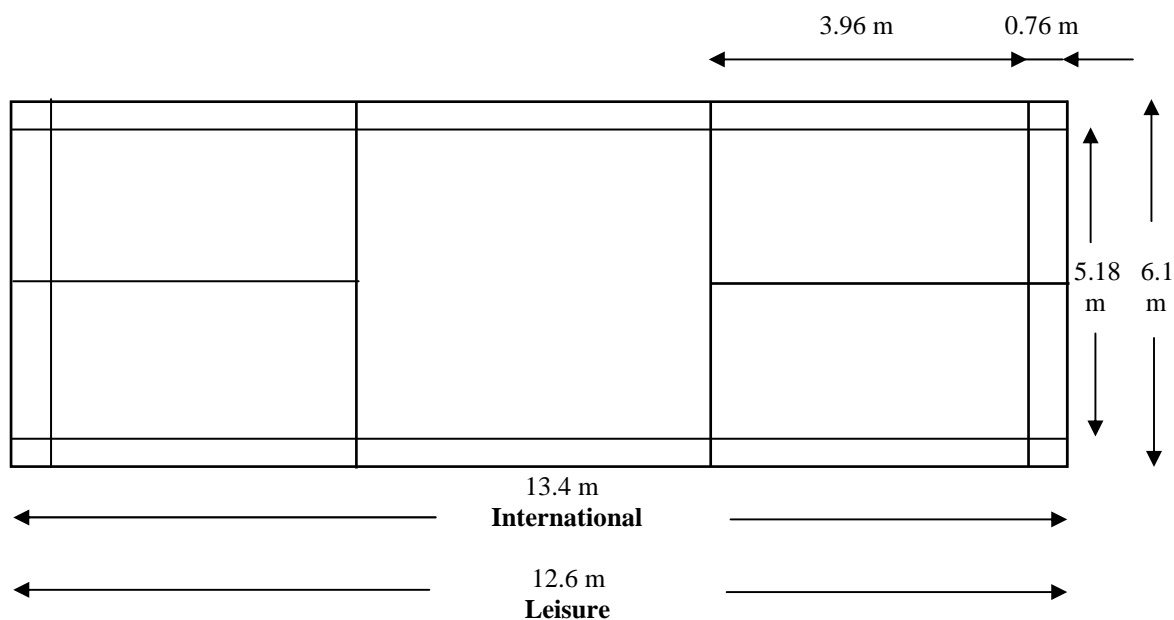
- Wall from base-line 2.3 m
- Wall from sideline 2.2 m
- Between parallel courts 1.4 m

◆ **Simultaneous Play:**

- Leisure All four Courts
- National Competition. Alternate Courts.

❖ Badminton Courts

• **Dimensions of Court. - International**



◆ **Playing Area:**

- Length 13.4 m
- Width 6.1 m
- Wall from base-line 2.3 m
- Wall from sideline 2.2 m
- Between parallel courts 2 m (min)
- Minimum clear height (over whole length of court) 9.1 m

◆ **Overall areas (minimum dimensions):**

- For one court 18 x 10.5 m
- For a parallel pair 18 x 18.6 m
- For each additional parallel court 18 x 8.1 m

❖ Netball Courts

• **Court Dimensions - International**

◆ **Playing Area**

- Length 30.5 m
- Width 15.25 m
- Space at side lines 1.5 m min
- Space behind goal-lines 2.0 m min
- Space for officials and teams 1.5 m
- Clear Height 7.6 m

- Minimum hall dimensions without provision for officials, teams or spectators. 34.5 x 18.25 m

➤ **Recreational. 30 m x 15.25 m**

❖ Volleyball Courts

• **International and National.**

◆ **Playing Area**

- Length 18 m
- Width 9 m
- Back-line clear space 8 m 2 m (National)
- Side-line clear space 5 m 2 m (National)
- Officials space 3 m 2 m (National)
- Clear height 12.5 m 7 m (National)

- Minimum hall dimensions without provision for officials, teams or spectators.

40 x 25 m International

24 x 15 m Recreational

❖ **Football Five-a-Side**

◆ **Playing Area**

- Length 38-42 m International 25-42 m Recreational
- Width 18-22 m International 15-25 m National
- Goal-line margin 3 m
- Side-line margin 3 m
- Overall Area 44-48 m x 24-28 m International. 31-48 m x 21-31 m National
- Clear height 7 m

➤ **Recreational. 25 m x 15 m** (minimum playing area)

Summary of Playing Court Sizes

◆ **International Court Sizes (except where otherwise stated)**

- The following is provided for informational purposes so that School Authorities can decide on the games that can be played safely within the Provision of the PE facilities.
- The data excludes the spectator requirements as required in Sports Arenas.

Sport	Hall Size without provision for officials or spectators	Court Size	Clear Height
Basketball	33 x 18 m (min.)	28 x 15	7 m
Volleyball National	24 x 15 m (recreational)	18 x 9 m	7 m
Football National	25 x 15 m (recreational)	25-42 x 15-25 m	7 m
Badminton	18 x 10.5 m	13.4 x 6.1 m	9.1 m
Hockey	42 – 50 x 22.2 - 26.2 m	36 – 44 x 18 – 22 m	7.6 m
Netball	34.5 x 18.25 m	30.5 x 15.25 m	7.6 m
Tennis	39 x 20.73 m	23.77 x 10.97 m	9 m
Football International	44-48 x 24-28 m	38-42 x 18-22 m	7 m
Handball	42 x 24 m	40 x 20 m	9 m
Handball Olympic	42 x 25 m	40 x 20 m	12.5 m
Volleyball International	40 x 25 m	18 x 9 m	12.5 m