

  
**AN ROINN | DEPARTMENT  
OIDEACHAIS | OF EDUCATION  
AGUS SCILEANNA | A N D S K I L L S**

**Planning and Building Unit**  
Tullamore, Co. Offaly.

Telephone: 057 9324300 or 01 889 6400

Fax: 057 9351119

Web: [www.education.ie](http://www.education.ie)

Room: PE Hall – 406 m<sup>2</sup> and Ancillary

PE Equipment – PE406

Equipment List & Specification.

**Standards, Specifications and Conditions**

Schools should tender and select the PE Supplier before practical completion and hand over to allow adequate time for co-ordination between the PE Supplier and the Main Contractor and/or school.

**All Equipment shall be Durable and Safe for School Use.**  
Equipment wholly or partly funded from public funds is subject to Inspection by Officers from the Department of Education and Skills.

**It is essential that tenders and tenderers for equipment for school use shall:**

- Comply fully with the specifications and be durable and safe for school use.
- Comply fully with the standards as detailed and shall comply fully with European Standards (EN), both established and developing.
- Comply with European electrical standards and CE marking as appropriate.
- Fully comply with requirements in the Request for Tenders (RFT) document.
- Be accompanied by documentation of sufficient detail for full evaluation.
- Include the completed and signed certificate of compliance.

**Award of a contract is conditional on the production of a current tax clearance certificate.**

Failure to comply with the above may result in the tender being deemed null and void.  
**Important:** Equipment of Consumer quality (light duty home use type equipment) is Not Suitable for School Use.

**Note:** For Outdoor Equipment see: List PEO

---

---

**Table of Contents**

**Introduction**

**Schedule of Accommodation for PE Hall – 406 m<sup>2</sup>**

**Guidelines for Designers, Builders and PE Equipment Installers**

**List of Equipment with Descriptions & Specifications**

**Information & Communication Technology (ICT)**

**Playing Courts for PE Hall – 406 m<sup>2</sup>**

---

---

**Introduction**

**❖ Aims of Physical Education**

- To contribute to the physical well-being of the pupil through a programme aimed at the development of a level of fitness.
- To develop appropriate motor skills enabling the pupil to participate in everyday life situations and in recreational, sporting and creative activities.
- To provide opportunities to acquire knowledge in relation to the following.
  - Games and Athletics.
  - Gymnastics.
  - Dance.
  - Aquatics.
  - Health & Fitness.
- The application of skills in the full game situation will require an area and a surface as recommended by the Governing Bodies of the relevant sport.
- Skills development can take place in the PE hall, Hard Play Area or Grass.
- A well structured games programme will take account of the games which are indigenous to the area and should also include a variety of opportunity as outlined in the “Rules & Programme for Secondary Schools”
- **To assist School Authorities on the games that can be selected, Data on Court sizes and appropriate safety Zones are detailed later in the Section “ Summary of Playing Court Sizes”.**

**Schedule of Accommodation for PE Hall – 406 m<sup>2</sup>**

School : \_\_\_\_\_ Roll No: \_\_\_\_\_

Principal : \_\_\_\_\_ Email: \_\_\_\_\_ ☎: \_\_\_\_\_

Total Floor Area (Area Limit) : 776 m<sup>2</sup> |||

Original: \_\_\_\_\_ Date of Issue: \_\_\_\_\_ Date of Acceptance: \_\_\_\_\_

Rev. No. : \_\_\_\_\_ Date of Issue: \_\_\_\_\_ Date of Acceptance: \_\_\_\_\_

1	<b>PE Facility</b>	<b>Total area of PE Facility = 776 m<sup>2</sup></b>	406	
	PE Hall (Court Size: 24x13 m) Hall Dimensions: 26x15.6 m Minimum Clear height = 7 m Allows 1 m at each end line of court, 1 m along one sideline and 1.6 m along second sideline of court			
1	<b>PE Ancillary</b>	<b>Total Area of Ancillary = 370 m<sup>2</sup></b>	109	
	Changing 2x32 m <sup>2</sup> ; showers 2x6 m <sup>2</sup> ; toilets off changing rooms 2x2 m <sup>2</sup> ; toilets including provision for disabled with sanitary suite and shower 9 m <sup>2</sup> (2x2 m <sup>2</sup> + 5 m <sup>2</sup> ); equipment storage 20 m <sup>2</sup> .			
	Control Centre (includes instructor's facility).	Dimensions: 3x3 m		9
	General Storage.	Dimensions: 5.6x3.2 m		18
	Fitness Suite + Store + toilet (120 m <sup>2</sup> + 10 m <sup>2</sup> + 6 m <sup>2</sup> )			136
	Circulation (including foyer and stairs etc. if required) + Internal Divisions.			98
Boiler Plant Room & Switch Room (Stand Alone Hall only) (10 m <sup>2</sup> + 2 m <sup>2</sup> )		0		
<b>Total Floor Area (Area Limit): /m<sup>2</sup></b>				

### Guidelines for Designers, Builders and PE Equipment Installers

**It is essential that the hall is designed, constructed and equipped in a Safe, suitably controlled Temperature, Humidity and Ventilated environment.**

- All surfaces shall be free of projections and sharp edges.
- All switches and other fittings shall be flush mounted.
- Walls shall be free of all pipework and conduit.
- Walls shall be constructed to support the loads as specified hereunder.
- Ceiling structures shall be capable of supporting the loads specified for the equipment.
- Doors and jambs shall be brought flush with adjacent walls by fitting panels.

Structural Drawings of roof to be made available to PE supplier.

Co-ordination between PE equipment supplier and Main Contractor is essential.

Weight of the Ceiling Basketball Goal as specified 250 kg to a maximum of 300 kg depending on the height of ceiling and span of main roof supporting members. This weight to be spread over 2 such members.

If the position of the basketball court, in relation to the roof supporting members, is such that the additional steelwork spans 3 main roof supporting members, then the total weight will be increased by 75 kg up to a maximum of 375 kg.

**Note:** If wall mounted basketball goals are to be installed, then the wall must be of suitable strength to support a load of 200 kg on a cantilever arm of 4 m extension from the wall at a height of 4 metres. The goals must be **sideways-folding** for safety reasons.

**Artificial Climbing Walls:** The normal design criteria for PE Hall walls do not provide for significant horizontal loads. If a school wishes to instal an artificial climbing wall then suitable design adjustments must be made to accommodate these loads.

No saddle is to be provided between the PE Hall and the equipment store.

#### Electrical Services Required (Electrical Contractor)

##### Basketball

Motorised Ceiling Basketball goals at each end. The control key switches for these units will be in the Store Room or the Instructor's Office and therefore all necessary wiring to be fitted to allow the units to be operated safely. Provide 2 no. 65 x 65 x 50 mm boxes and associated key operated switches for connection to the motors provided by the PE Equipment Supplier. The switch boxes should be positioned so that it is possible to observe the operation of both basketball units from the switching position.

Provided a four core plus earth cable from the above boxes to roof level for both ceiling mounted units. Each motor for the units has a rating typically not exceeding 500 W. The PE Supplier to supply a circuit diagram.

##### Scoreboards

A dedicated 13 amp single phase 220 V, 50 Hz supply for the main scoreboard and shot-clocks. A circuit diagram to be supplied by the PE Equipment Supplier. A further 4 core cable be supplied and fitted from the Scoreboard to both shot-clocks at 6 m from ground level or as equal approved.

**It is the responsibility of the Main Contractor to arrange for the supply and the wiring as required by the PE Equipment Supplier.**

**Final connections from spur outlets to scoreboard and shot-clocks, together with the commissioning of the controllers and the connections to both basketball motors, will be carried out by the PE Equipment Supplier.**

### Guidelines for Designers, Builders and PE Equipment Installers:

Continued from previous page.

**Lighting Fittings:** Should be positioned as not to interfere with the operation of the basketball units and in particular to allow the units to fold flat in the UP position.

**Radiant Panels:** As above.

#### Fitting of Ground anchors

##### **All Timber Floors.**

Where timber floors are laid without careful control of temperature and humidity, then the anchors should not be fitted for many weeks or longer after the floor is laid. Periodic measurements should be taken which monitors movement and anchors should only be fitted after all movements have ceased.

Anchors, which are finished flush with the finished floor level should only be used when the timber floor is considered stable.

In all other cases, the anchors should be finished below the level of the timber strip and a suitable cover (minimum of 5 mm thick) be used to conceal the anchor.

##### **Other Floors**

Anchors in solid concrete floors with an 8 mm to 20 mm thick floor covering should be fitted, where possible, before the final floor covering is laid in order to avoid drilling the slab afterwards and destroying the adhesive bond in the vicinity of the drilled hole.

##### **5-a-Side Football Goals**

Anchor points in the floor or at each gable end at a low level are required for these goals.

**Competition Volleyball Posts:** require, at a minimum, floor anchor points which will be approximately 150 mm to 200 mm deep for the basic anchor. This work can be completed after the main contractor is finished but the preliminary works in the sub floor should be formed before the floor covering is laid and especially if the DPC or radon barrier is to be broken. Details of the anchor being used to be supplied by the specialist PE Contractor.

#### Indoor Line Marking.

**For proper co-ordination of court marking and installation of equipment it is essential that the same Supplier be chosen for both to avoid any misunderstandings.**

**The court markings should be complete prior to the final sealing coats (where relevant) are applied to the floor. Where the floor is pre-sealed, the lines will be laid without further sealing. School authorities should tender and select a PE Equipment Supplier in sufficient time for this to be achieved.**

**It will be necessary for the PE Equipment Supplier to liaise with both the Design Team and the Main Contractor to ensure that the court markings are complete at the correct time.**

**All Floors. Compatibility test between floor and line marking paint required before work commences.**

Equipment for PE Hall – 406 m <sup>2</sup> and Ancillary		
Code Quantity	PE Hall Descriptions and Specifications	Cost €:
	<p><b>All costs to include supply, delivery, installation and commissioning of the equipment.</b></p> <p style="text-align: center;"><b><u>Standards and Specifications:</u></b></p> <p>It is essential that tenders for equipment for School Use shall:</p> <ul style="list-style-type: none"> <li>i) Comply fully with the specifications and be <b>durable</b> and <b>safe</b> for School Use.</li> <li>ii) Comply fully with the standards as detailed and shall comply fully with European (EN) standards, both established and developing.</li> <li>iii) Comply with European electrical standards and CE marking as appropriate.</li> <li>iv) Be durable heavy-duty construction for commercial use.</li> <li>v) Be accompanied by detailed documentation for full evaluation.</li> <li>vi) Include the completed and signed certificate of compliance.</li> </ul> <p>Failure to comply with the above may result in the tender being deemed null and void.</p> <p><b>Important:</b> Equipment of Consumer quality (light duty home use type equipment) is <b>NOT SUITABLE</b> for School Use.</p>	
PE406/10A 20	<p><b>Horizontal Storage type Flame Retardant Gymnastic Mat.</b></p> <p><b>I.S. EN 12503-1: 2001 with particular reference to regulations concerning a) classification &amp; intended use, and b) flame retardancy and c) determination of base friction, top friction and static stiffness.</b></p> <p>1830 mm x 1220 mm x 25 mm to comply with 4.5 kg (10 lbs) density reconstituted chipfoam. Bonded cover. Anti-slip base. Horizontal storage recommended.</p>	
<b>OR</b>	<b>OR</b>	
PE406/10B 20	<p><b>Lightweight Flame Retardant Gymnastic Mats.</b></p> <p>1830 mm x 1220 mm x 32 mm to comply with standard, specification &amp; flame retardancy as above. Anti-slip base. Designed for vertical storage.</p>	
	<p>Manufacturer:</p>	<p>Catalogue No:</p>

<p>PE406/11A <b>1</b></p>	<p><b>Mat Trolley.</b> <b>For Horizontal Storage type Flame Retardant Gymnastic Mat</b> Flat bed type. Suitable for transporting 20 gymnastic mats (PE406/10A). Six Non-marking 100 mm x 25 mm ball rack mounted swivel castors. Tubular steel construction with pulling handle. Framework finished with epoxy powder coated paint.</p>	
<p><b>OR</b></p>	<p><b>OR</b></p>	
<p>PE406/11B <b>2</b></p>	<p><b>Vertical Mat Trolley</b> <b>For Lightweight Flame Retardant Gymnastic Mat.</b> Tubular steel construction c/w side frames and pulling handle. Accepts 10 Lightweight Mats (PE406/10B). Four Non-marking 100 mm x 25 mm ball rack mounted swivel castors. Brakes on castors on 2 diagonally opposite corners. Framework finished with epoxy powder coated paint.</p>	
	<p>Manufacturer:</p>	<p>Catalogue No:</p>



Code	PE Hall	Descriptions & Specifications	Cost €:
PE406/12 2		<b>Flame Retardant Landing Module</b> <b>Standard I.S. EN 12503-2: 2001</b> 2000 x 3000 x 300 mm PVC covering expanded foam to comply with EN 12503.	
		Manufacturer: _____ Catalogue No: _____	
PE406/13 1		<b>Reuther Springboard</b> To comply with <b>I.S. EN 913: 2008</b> and have carpeted take off area and anti-slip base.	
		Manufacturer: _____ Catalogue No: _____	
PE406/14 10		<b>Wooden Balance Bench</b> Wooden 3 m, to comply with requirements of <b>I.S. EN 913</b> . Hooks at one end.	
		Manufacturer: _____ Catalogue No: _____	
PE406/15 1		<b>Vaulting Box Type B with Wheeling Device</b> <b>Type B</b> , 5 sections, top quality leather cover, with lifting and wheeling device. <b>To Comply with I.S. EN 916 in all respects.</b>	
		Manufacturer: _____ Catalogue No: _____	
PE406/ 16 1		<b>Trampoline with Coverall Pads</b> <b>To comply with I.S. EN 13219: 2008.</b> Heavy-duty frame and leg construction with rubber feet. Bouncing surface 600 mm x 600 mm, overall size 1120 mm x 1120 mm. Epoxy powder coated frame with adjustable tilt. With coverall frame pads.	
		Manufacturer: _____ Catalogue No: _____	
PE406/17 1		<b>High Jump Stand &amp; 2 Circular Laths.</b> <b>Stand:</b> Lightweight alloy uprights, fractional adjustment slider, metric scale. Adjustment to 2300 mm. <b>Laths:</b> High Jump, 4 m fibreglass, circular shape.	
		Manufacturer: _____ Catalogue No: _____	
PE406/18 4		<b>Table Tennis Tables</b> Regulation size. Top of 22 mm High Density Chipboard. Additional hardwood edge frame 50 mm x 22 mm. <b>To comply with I.S. EN 14468-1: 2005 and I.S. EN 14468-2: 2005 Type B School and Club Sports.</b> Folding and wheel away design.	
		Manufacturer: _____ Catalogue No: _____	

**PE Hall  
Descriptions & Specifications**

All costs to include supply, delivery, installation and commissioning of the equipment.

**The Installation of the equipment shall either occur a) during construction or b) subsequent to the completion of the PE Hall by the Main Contractor and of the Hand Over to the School Management Authority.**

**Note**

All costs to include supply, delivery, installation and commissioning of the equipment.

**Ceiling Mounted Basketball Unit**

**Electrically Operated with Brake Cable Safety Device. To European Standard EN 1270 Electric motor complete with Enclosed Limit Switches at both extremities of travel.**

**Structural steelwork in roof (provided by PE Equipment Supplier)**

Usually 80 mm x 40 mm box section or equal approved but if span is greater than 5m a composite beam made from 2 No. 40 mm x 40 mm rails separated by 200 mm to 300 mm is required for adequate rigidity (or equal approved by the design team). When the structure is in the playing positions, the horizontal and vertical movements shall be in accordance with the FIBA regulations.. Hanging steel frames made from 40 mm x 40 mm x 2 mm box section, a single arm 100 mm round tube, telescopic tubing or equal approved. If the drop length is greater than 4 m, a composite beam is required as above. The requirement to comply with **I.S. EN 1270** will determine the design criteria and in particular in relation to the horizontal and vertical movement of the frame when subjected to the playing loads.

This steelwork can be installed after the handing over of the building to the client as long as access to the roof girders is not made impossible by gable walls or false ceilings or other structure or fitting. In particular, *the positioning of radiant panels must be carefully selected to suit the Basketball Goal design.*

This work should be co-ordinated between the Design Team, the Main Contractor and PE Equipment Supplier.

The PE Supplier should consult the roof drawings before submitting tenders.

Backboard: 1800 mm x 1050 mm made from 12 mm Perspex.

Must include a backing frame to transfer the load from the ring back through the board to prevent the Perspex cracking.

Must include a spring loaded ring, breakaway load at 105 kg **I.S. EN 1270** Standard, which allows the ring to deflect approximately 30 degrees and return to normal when the load is removed.

**Safety padding**, screw on type, to be fitted to the base of the board and up the sides by 300 mm.

**Brake Cable Safety Device.**

This safety device is approved for the ceiling suspended goal and imposed by the Standard – **I.S. EN 360**. Cable Model for high ceilings.

Automatic cable winding and unwinding. Braking at 200 mm to protect against impact in the event of goal cable system falling. Fastening by safety snap hook.

**Electrical Services Required (provided by others):**

**Basketball**

Motorised Ceiling Basketball goals at each end. The control Key Switches for these units will be in the Store room or the Instructors office and therefore all necessary wiring to be fitted to allow the units to be operated safely Provide 2 off 65 x 65 x 50 mm boxes and associated key operated switches, for connection to the motors provided by the PE equipment Supplier. The switch boxes should be positioned so that it is possible to observe the operation of both basketball units from the switching position.

Provide a four core plus earth cable from the above boxes to roof level for both ceiling mounted units. Each motor for the units has a rating typically not exceeding 250 W. The PE Equipment Supplier to supply a circuit diagram.

**Scoreboards**

A dedicated 13 amp single phase 220 V, 50 Hz supply for the main scoreboard and shot clocks. A circuit diagram to be supplied by the PE Equipment Supplier. A further 4 core cable to be supplied and fitted from the Scoreboard to both shot clocks at 6m from ground floor level.

**It is the responsibility of the Main Contractor to arrange the supply the first fixings as required by PE Equipment Supplier**

**Final connections from spur outlets to scoreboard and shot clocks, together with the commissioning of the controllers and the connections to both basketball motors will be carried out by the PE Equipment Supplier.**

**Lighting fittings:** Should be positioned as not to interfere with the operation of the basketball units and in particular to allow the units to fold flat in the UP position.

**Radiant Panels:** As above.

**N.B. Adequate inspection of the drawings and site visits is assumed. Price to include all necessary structural steelwork in the roof.**

Code Quantity	PE Hall Descriptions and Specifications	Cost €:				
PE406/30 2	<p><b>Ceiling Mounted Basketball Unit – Electrically Operated with Brake Cable Safety Device.</b>  <b>To European Standard I.S. EN 1270.</b>  <b>To comply fully with the standards and specifications above and in particular in relation to Rigidity while in use.</b></p> <p><b>Note 1: It is imperative that the structural steelwork is in place prior to the fitting of a false ceiling or other structure preventing access to the roof structure.</b></p> <p><b>Note 2: The PE Equipment Supplier must ensure that adequate inspection of the drawings and of the site is carried out and that the price quoted is inclusive of any additional structural steel that may be required.</b></p>					
	<table border="1" style="width: 100%;"> <tr> <td style="width: 50%;">Manufacturer:</td> <td>Catalogue No:</td> </tr> <tr> <td> </td> <td> </td> </tr> </table>	Manufacturer:	Catalogue No:			
Manufacturer:	Catalogue No:					

**PE Hall**  
**Descriptions and Specifications**

**Electronic Scoreboard and 2 no. Shot-clocks**

20 minute game clock. 60 second time out clock. Time out indicators. Team foul indicators.  
 2 No. 24 second shot clocks, one at each end. Quartz timing. Home and away scores from 0 to 199.  
 115 dB buzzer. Buzzer to sound automatically at the end of the timed period.  
 Manual Buzzer for time outs/subs. Bright red display, 125 mm high, seven segments format.  
 Wall mounted. Main scoreboard mounted at one end at 6 m from ground and opposite viewing balcony.  
 Shot clocks to be wall mounted at each end 6 m from ground in accordance with IBBA recommendations.  
 Viewing distance to be 50 m. Scoreboard and shot clocks to be operated by remote control console.

**Console to following specification:** FM modulation or infrared method of communication in accordance with current licensing regulations.

**Electrical Services Required (provided by the Main Contractor):**

A dedicated 13 amp single phase 220 V, 50 Hz supply for main scoreboard, and shot-clocks. A circuit diagram to be supplied by the PE Equipment Supplier. A further 4 core cabl to be supplied and fitted from the Scoreboard to both shot-clocks at 6 m from ground level.

A further supply in the form of a standard socket to be provided at the mid-point of the Hall for the control console for the use of the scorer.

**Final connections from spur outlets to scoreboard and shot-clocks to be carried out by the PE Equipment Supplier.**

Code Quantity	PE Hall. Descriptions and Specifications	Cost €:
PE406/31 1	<b>Electronic scoreboard and 2 no. shot-clocks.</b> <b>To comply fully with the standards and specifications above.</b> Manufacturer: _____ Catalogue No: _____	
PE406/ 32 2 Pairs	<b>Wall Mounted Practice Basketball Unit.</b> <b>Standard: IBBA and I.S. EN 1270: 2005</b> Set 1200 mm x 900 mm x 19 mm Plywood Backboards to specification complete with solid steel rings and nets, mounted on 600 mm extension brackets. Markings on the board shall be as for the main basketball board in relation to the size of the inner rectangle, the width of the lines and the distance from this inner rectangle to the bottom of the board. Sideways folding as standard. Manufacturer: _____ Catalogue No: _____	

**PE Hall.  
Descriptions & Specifications**

**Fitting of Ground anchors**

Fitting of ground anchors shall be carried out in conjunction with the Flooring Contractor using the following guidelines:-

Where timber floors are laid without careful control of temperature and humidity, then the anchors should not be fitted for many weeks or longer after the floor is laid. Periodic measurements should be taken to monitor movement and anchors should only be fitted after all movements have ceased.

Anchors, which are finished flush with the finished floor level, should only be used when the timber floor is considered stable.

In all other cases, the anchors should be finished below the level of the timber strip and a suitable cover (minimum of 5 mm thick) be used to conceal the anchor.

Anchors in solid concrete floors should be fitted, where possible, before the final floor covering is laid in order to avoid drilling the slab afterwards and destroying the adhesive bond in the vicinity of the drilled hole.

Code Quantity	PE Hall Descriptions and Specifications	Cost €:
PE406/34 1 set	<p><b>Volleyball / Badminton Posts &amp; Net. Recreational Standard.</b>  <b>Posts:</b> Portable round steel uprights, 50 mm O.D. wheel away bases. Fully adjustable for men's, women's and mini volleyball. Provision for use as Badminton Posts. Price to include the provision of wall anchor for tensioning purposes when used for Volleyball. Wall storage brackets to be provided.  <b>Volleyball Net:</b> 9.5 m x 1 m x 100 mm mesh. Rot proof canvas band on top, bottom and sides. Wood slats at sleeves through sleeved canvas, PVC covered steel headline and polythene rope footline. EVA. Standard.</p> <p>Manufacturer: _____ Catalogue No: _____</p>	
PE406/36 3 sets	<p><b>Badminton Posts &amp; Nets.</b>  <b>To comply with I.S. EN 1509 Type 3: 2003</b>  <b>Posts:</b> Portable with integral counterbalance weights, tubular steel 50mm uprights, wheelaway base. To include wall brackets for storage. To Club standard as defined by Badminton Association of England  <b>Net:</b> 6.1m long x 760 mm depth, 19 mm mesh cotton headband.</p> <p>Manufacturer: _____ Catalogue No: _____</p>	
PE406/37 1 set	<p><b>5-a-side Football Goals &amp; Nets. For Indoor Use Only.</b>                      Portable. 3.66 m wide x 1.2 m high x 1.22 m deep. Folding flat complete with nets. Goals are mild steel 50 mm O.D. 2.0 mm wall, epoxy powder coated white finish. To Include the supply of wall storage brackets. Wall Anchors at ground floor level to be fitted to ensure goals cannot fall over during use.</p> <p>Manufacturer: _____ Catalogue No: _____</p>	

PE Hall. Descriptions & Specifications		
<b>Indoor Line Marking</b>		
<p>For proper co-ordination of court marking and equipment it is desirable that the same supplier be chosen for both to avoid any misunderstandings. The court markings should be complete prior to the final sealing coats (where appropriate) are applied to the floor. School Management Authorities should tender and select a PE Equipment Supplier in sufficient time for this to be achieved. It will be necessary that the PE Equipment Supplier liaises with the Design Team and the Main Contractor to ensure that the court markings are complete at the correct time.</p> <p>All Floors. Compatibility test between floor and line marking paint required before work commences.</p>		
Code Quantity	PE Hall. Descriptions & Specifications	Cost €:
PE406/50 7 no.	Painting of lines to manufacturers instructions using paint which is compatible with the sports floor surface. Seven courts required as follows:- 1 Main Basketball 4 Badminton (3 across + 1 lengthwise) 1 Volleyball 1 5Aside Total of 7 Courts Manufacturer: _____ Catalogue No: _____	
<b>Total :</b>		<b>€</b>
Add for VAT :		<b>€</b>
<b>Total Amount for PE406 List:</b>		<b>€</b>

Standards, Specifications and Conditions
<p>Schools should tender and select the PE Supplier before practical completion and hand over to allow adequate time for co-ordination with Consultant and with Main Contractor.</p>
<p style="text-align: center;"><b>All Equipment shall be Durable and Safe for School Use.</b></p> <p>Equipment wholly or partly funded from public funds is subject to Inspection by Officers from the Department of Education &amp; Skills.</p>
<p><b>It is essential that tenders for equipment for School Use shall:</b></p> <ul style="list-style-type: none"> <li>i) Comply fully with the specifications and be durable and safe for School Use.</li> <li>ii) Comply fully with the standards as detailed and shall comply fully with European (EN) standards, both established and developing.</li> <li>iii) Comply with European electrical standards and CE marking as appropriate.</li> <li>iv) Be durable heavy-duty construction for commercial use.</li> <li>v) Be accompanied by documentation of sufficient detail for full evaluation.</li> <li>vi) Include the completed and signed certificate of compliance.</li> </ul>
<p><b><u>Award of a contract is conditional on the production of a current tax clearance certificate.</u></b>                      Failure to comply with the above may result in the tender being deemed null and void.                      Important: Equipment of Consumer quality (light duty home use type equipment) is Not Suitable for School Use.</p>
<p><b><u>Note:</u></b> For Outdoor Equipment see: List PEO</p>

**Certificate of Compliance with Standards, Specifications & Conditions**

**I/We certify that the equipment tendered complies in all respects with the Standards, Specifications and other requirements/conditions specified in this tender document.  
I/We hold a current tax clearance certificate.**

**Company:** \_\_\_\_\_

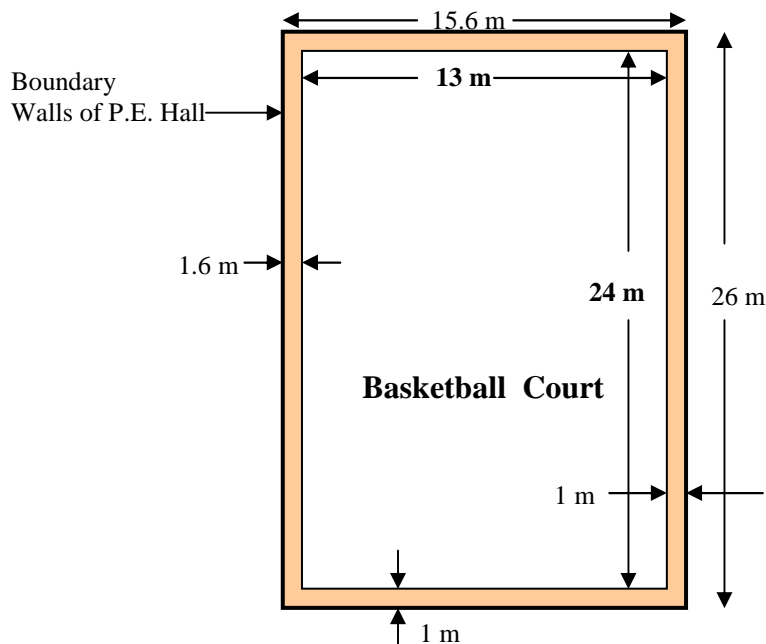
**Signed:** \_\_\_\_\_ **Date:** \_\_\_\_\_

**Position:** \_\_\_\_\_

**Playing Courts for PE Hall – 406 m<sup>2</sup>**

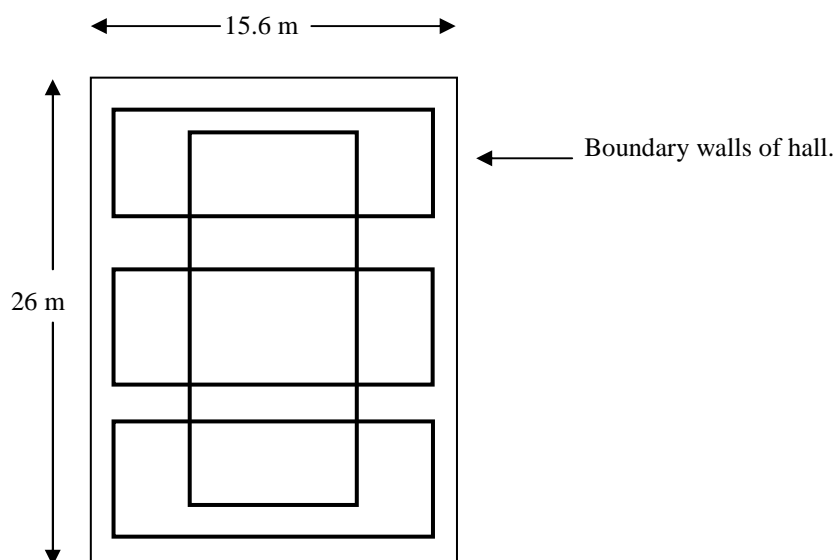
**❖ Basketball Courts**

- **Court Size:** 24 m x 13 m.
- **Hall Size:** 26 m x 15.6 m.
- Distance between each end line and end wall: 1 m
- Distance between one sideline and one side wall: 1 m
- Distance between second sideline and second side wall: 1.6 m
- The height of the ceiling or the lowest obstruction shall be at least 7.00 m.
- The playing floor shall be made of sprung maple.
- The playing surface shall be uniformly and adequately lighted. The light units shall be placed where they will not hinder the players' vision.
- The level of lighting shall not be less than 500 lux measured 1.5 m above the playing court.
- The basketball goals shall be ceiling mounted and electrically operated.
- The backboards shall be made of suitable transparent material.
- One scoreboard shall be provided at the centre of one side wall.





### ❖ Badminton Courts



#### ◆ Leisure Courts. 3 Across hall

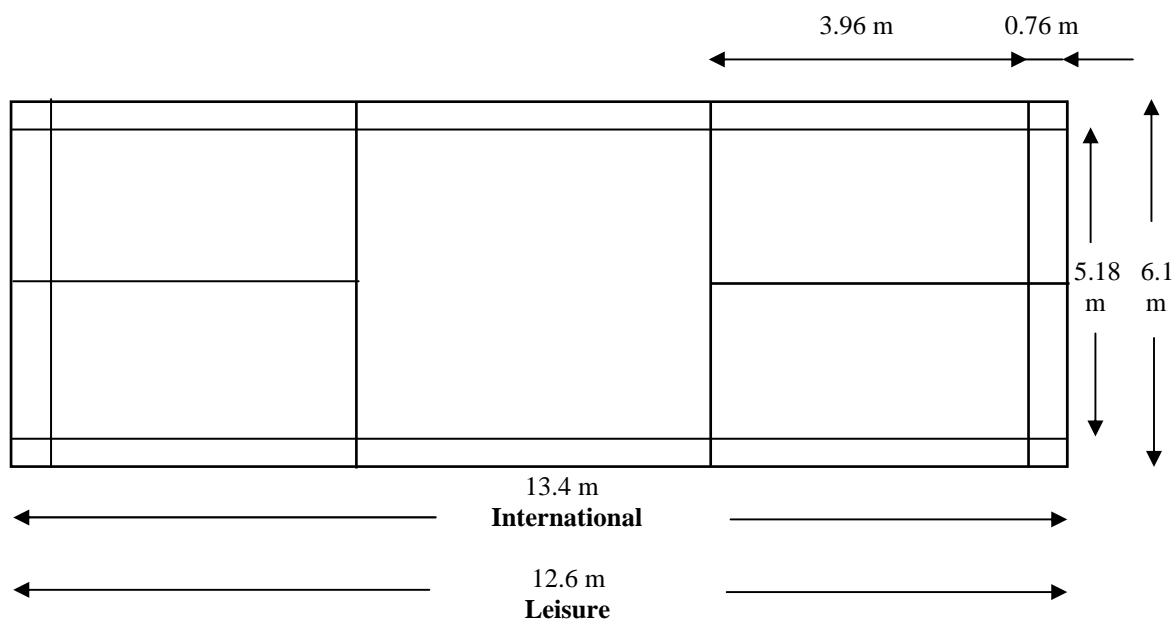
- Court Size 12.6 x 6.1 m
- Wall from base-line 1.8 m
- Wall from sideline 2.0m
- Between parallel courts 1.85 m

#### ◆ National Competition Court Lengthwise on hall

- Court Size 13.4 x 6.1 m
- Wall from base-line 6.3 m
- Wall from sideline 4.75 m

**❖ Badminton Courts**

- **Dimensions of Court. International**



◆ **Playing Area:**

- Length 13.4 m
- Width 6.1 m
- Wall from base-line 2.3 m
- Wall from sideline 2.2 m
- Between parallel courts 2 m (min)
- Minimum clear height (over whole length of court) 9.1 m

◆ **Overall areas (minimum dimensions):**

- For one court 18 x 10.5 m
- For a parallel pair 18 x 18.6 m
- For each additional parallel court 18 x 8.1 m

**❖ Netball Courts**

• **Court Dimensions - International**

◆ **Playing Area**

- Length 30.5 m
- Width 15.25 m
- Space at side lines 1.5 m min
- Space behind goal-lines 2.0 m min
- Space for officials and teams 1.5 m
- Clear Height 7.6 m

- Minimum hall dimensions without provision for officials, teams or spectators. 34.5 x 18.25 m

➤ **Recreational. 30 m x 15.25 m**

**❖ Volleyball Courts**

• **International and National.**

◆ **Playing Area**

- Length 18 m
- Width 9 m
- Back-line clear space 8 m 2 m (National)
- Side-line clear space 5 m 2 m (National)
- Officials space 3 m 2 m (National)
- Clear height 12.5 m 7 m (National)

- Minimum hall dimensions without provision for officials, teams or spectators.

40 x 25 m International

26 x 17 m National



**Summary of Playing Court Sizes**

◆ **International Court Sizes (except where otherwise stated)**

- The following is provided for informational purposes so that School Authorities can decide on the games that can be played safely within the Provision of the PE facilities.
- The data excludes the spectator requirements as required in Sports Arenas.

<b>Sport</b>	<b>Hall Size without provision for officials or spectators</b>	<b>Court Size</b>	<b>Clear height</b>
Basketball	33 x 18 m (min.)	28 x 15	7 m
Volleyball National	24 x 15 m (recreational)	18 x 9 m	7 m
Football National	25 x 15 m (recreational)	25-42 x 15-25 m	7 m
Badminton	18 x 10.5 m	13.4 x 6.1 m	9.1 m
Hockey	42 – 50 x 22.2 - 26.2 m	36 – 44 x 18 – 22 m	7.6 m
Netball	34.5 x 18.25 m	30.5 x 15.25 m	7.6 m
Tennis	39 x 20.73 m	23.77 x 10.97 m	9 m
Football International	44-48 x 24-28 m	38-42 x 18-22 m	7 m
Handball	42 x 24 m	40 x 20 m	9 m
Handball Olympic	42 x 25 m	40 x 20 m	12.5 m
Volleyball International	40 x 25 m	18 x 9 m	12.5 m